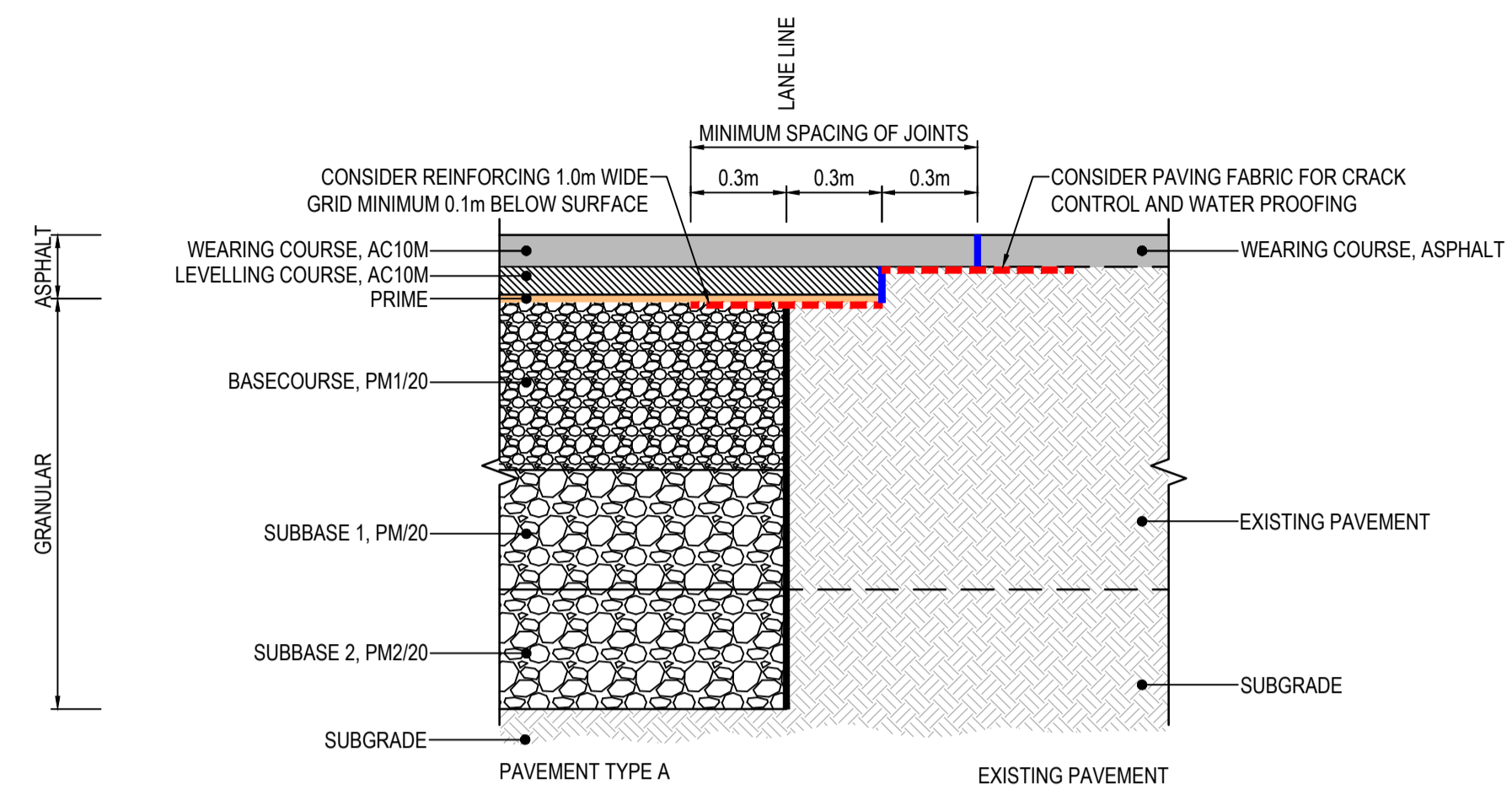
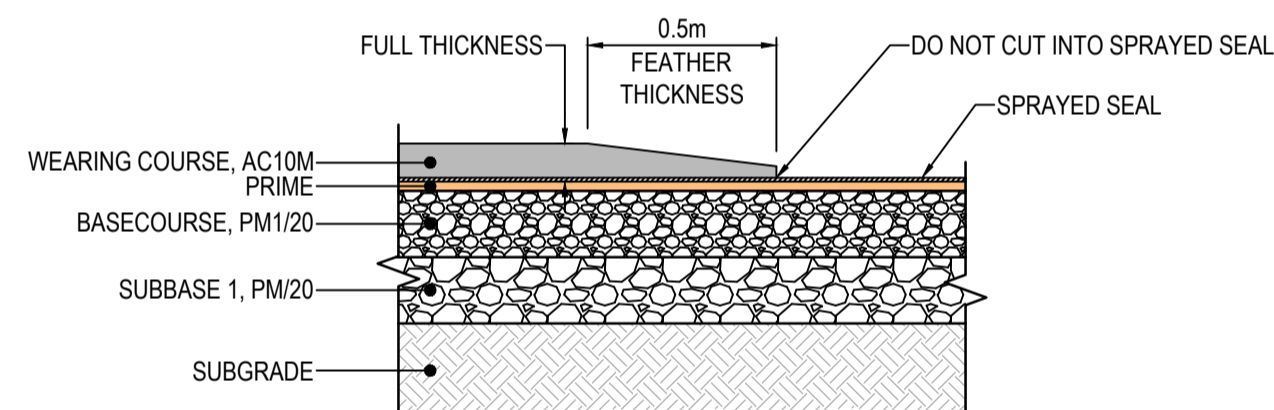


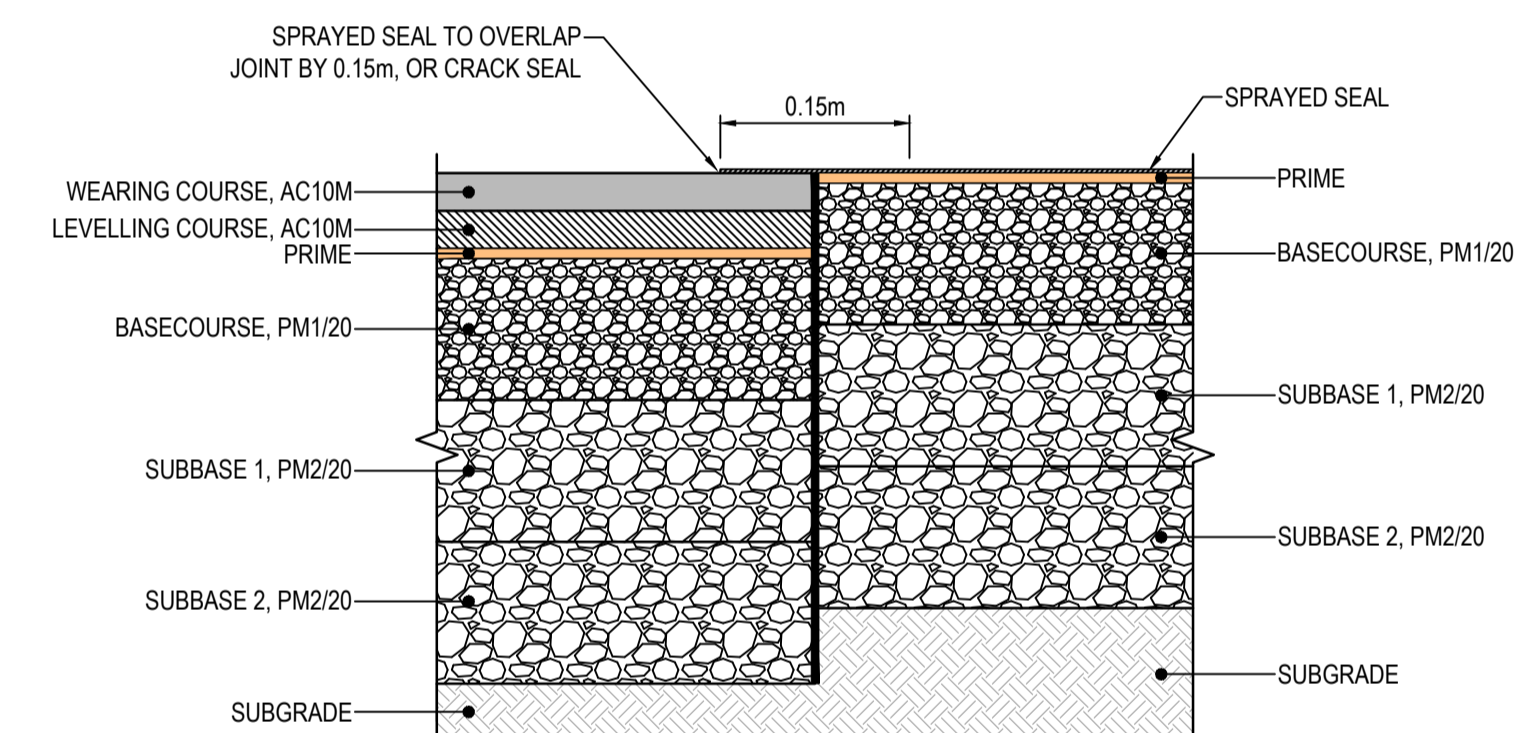
PAVEMENT JOINT TYPE 9
 TRANSVERSE JOINT
 THIN ASPHALT ON GRANULAR - EXISTING PAVEMENT
 (TRANSVERSE CONSTRUCTION JOINT AT LIMIT OF WORKS)



PAVEMENT JOINT TYPE 10
 LONGITUDINAL JOINT
 THIN ASPHALT ON GRANULAR - EXISTING PAVEMENT
 (LONGITUDINAL CONSTRUCTION JOINT AT LIMIT OF WORKS)



PAVEMENT JOINT TYPE 11
 ASPHALT OVERLAY OVER
 SPRAYED SEAL EDGE DETAIL
 (JUNCTION TREATMENT AT RURAL INTERSECTIONS)



PAVEMENT JOINT TYPE 12
 TRANSVERSE JOINT
 THIN ASPHALT ON GRANULAR - SPRAYED SEAL ON GRANULAR
 (CHANGE OF PAVEMENT TYPE)

NOTES:

- THE GENERIC JOINT DETAIL INDICATES TYPICAL REQUIREMENTS. IT MUST BE REVIEWED AND ADJUSTED FOR EACH PROJECTS SPECIFIC CONDITIONS. ASPHALT MIXES ARE INDICATIVE ONLY. ASPHALT MIXES ARE INDICATIVE ONLY, ACTUAL TYPES TO BE DETERMINED FROM PAVEMENT SCHEDULE. e.g. IF O614 IS TO REPLACE SMA10, ADOPT SAMI MEMBRANE.
- REMOVE ANY DEFECTIVE MATERIAL (E.G. LOOSE, CRACKED, SETTLED, DEFORMED, ERODED, POORLY COMPACTED, TEMPORARY RAMPS etc) AT THE JOINT PRIOR TO PLACING NEXT PAVEMENT.
- ASPHALT - FACE OF JOINTS AND PAVEMENT LAYER SURFACE TO BE PREPARED AND TACK COATED IN ACCORDANCE WITH DPTI MASTER SPECIFICATION (INCLUDING CRACK SEALING, TACK COATING OR OTHER TREATMENTS AS APPROPRIATE).
- JOINT TO BE CRACKED SEALED AT SURFACE 6 MONTHS AFTER OPENING, IF REQUIRED.
- ADOPT THE SUPPLEMENT FOR ANY JOINT DETAILS NOT PROVIDED IN THESE DRAWINGS (DRG NUMBERS TO BE PROVIDED).
- FOR TEMPORARY PAVEMENTS LESSER STANDARDS MAY BE APPROPRIATE.
- THESE JOINT DETAILS ARE NOT APPLICABLE FOR TRENCH REINSTATEMENTS, FOR THESE REFER TO DPTI DOCUMENT (NUMBER TO BE PROVIDED).
- BLUE LINE CORRESPONDS TO PREPARED JOINT FACE AND PRIMED.
- WHERE WEARING COURSE CHANGES AT JOINT DRAINAGE MUST BE CONSIDERED, e.g. OGA TO DGA JOINT.

INDEX SHEET REFERENCE: N/A SHEET N/A



Government of South Australia
 Department of Planning, Transport and Infrastructure

PROJECT No.:	FILE No.:
DESIGN No.:	SURVEY No.:
PROJECT START ROAD RUNNING DISTANCE:	
PROJECT END ROAD RUNNING DISTANCE:	

**STANDARD DRAWING
 PAVEMENT JOINT DETAILS
 SHEET 3 OF 4**

DESIGNED: PAS	DRAFTED: GE	ACCEPTED FOR USE: COSTA TSEMTSIDIS	ACCEPTANCE FORM KNET No.:	DRAWING No.:	SHEET No.:	AMEND No.:
CHECKED: PAS	CHECKED: PAS	TITLE: PRINCIPAL PAVEMENT ENG	14092259	95272	3	0
SCALES: NOT TO SCALE		DATE: 9/10/19	IN ACCORDANCE WITH DP013	SHEET LATITUDE N/A	SHEET LONGITUDE N/A	

No.	AMENDMENT DESCRIPTION	BY	CHECK	ACCEPTANCE	DATE	UNCONTROLLED COPY WHEN PRINTED	100 MILLIMETRES ON ORIGINAL DRAWING	ALL DIMENSIONS ARE IN METRES UNLESS SHOWN OTHERWISE
-----	-----------------------	----	-------	------------	------	--------------------------------	-------------------------------------	---

CAD FILE NAME: 95272 SHEET 0003.DWG