



ROAD SAFETY IN THE KANGAROO ISLAND DISTRICT COUNCIL

A report of road crashes in the Kangaroo Island District Council – 2010-2014

Road Trauma in South Australia

The annual number of road deaths and serious injuries is traditionally used as indicator of road safety in South Australia. The South Australian State Strategy has a target to reduce fatalities and serious injuries by 30% by 2020.

There were 108 fatalities recorded on South Australian roads in 2014 this is 11 more than the 97 recorded in 2013, and two more than the previous 5 year average (2009 – 2013) of 106 fatalities. Preliminary figures show that serious injuries have seen a decrease from 790 in 2013 to 689 in 2014. The previous 5 year average (2009 – 2013) is 928 serious injuries per year.

Road Trauma in the Kangaroo Island District Council

Figure 1 – Number of casualties (fatalities, serious and minor injuries) and casualty crashes, 2010-2014

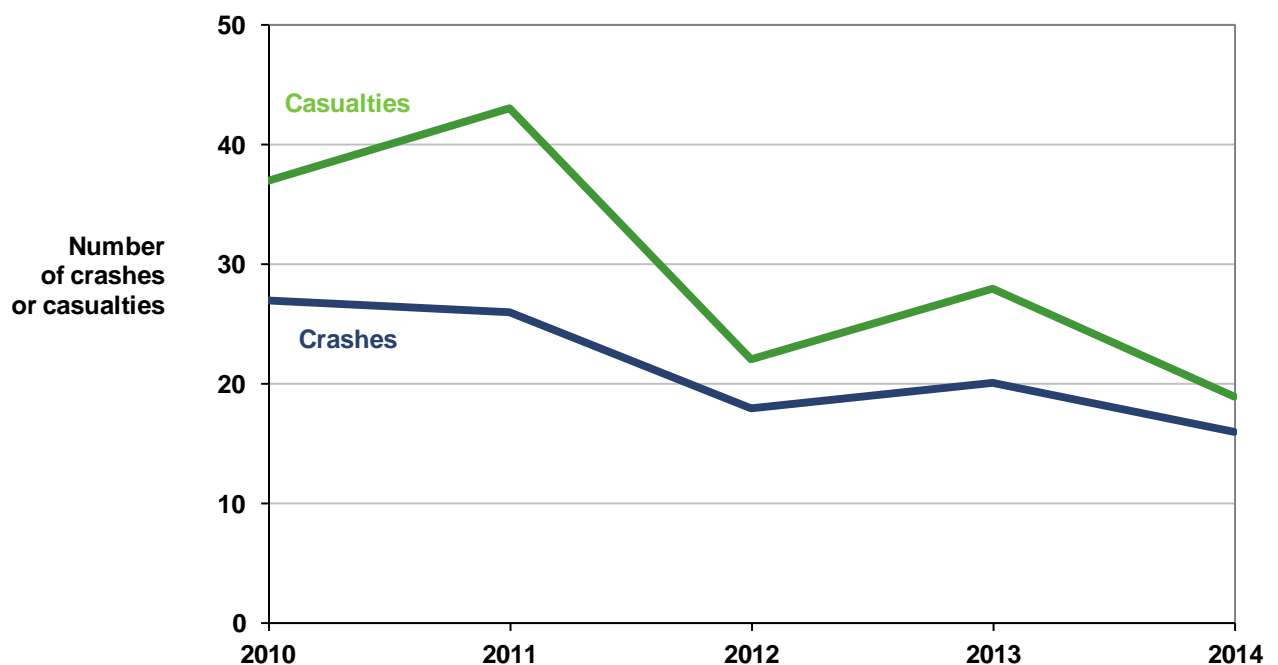
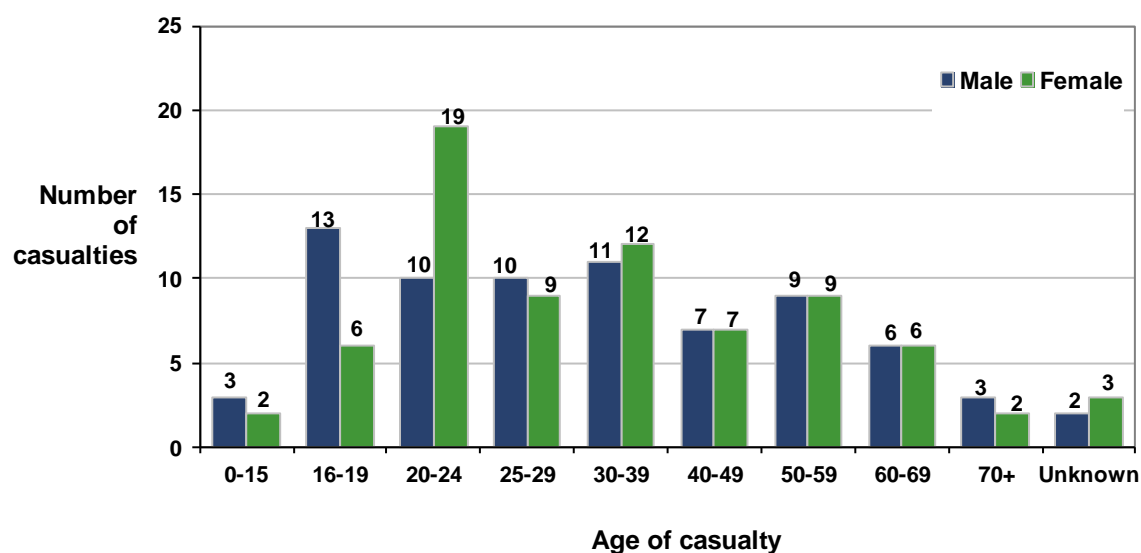


Table 1 – Road crashes and casualties by severity, 2010-2014

Year	Casualties				Crashes			
	Fatal	Serious	Minor	Total	Fatal	Serious	Minor	Total
2010	1	5	31	37	1	4	22	27
2011	2	12	29	43	2	8	16	26
2012	0	7	15	22	0	6	12	18
2013	2	9	17	28	2	7	11	20
2014	1	9	9	19	1	6	9	16
Total	6	42	101	149	6	31	70	107

Figure 2 – Number of casualties by age and sex, 2010-2014



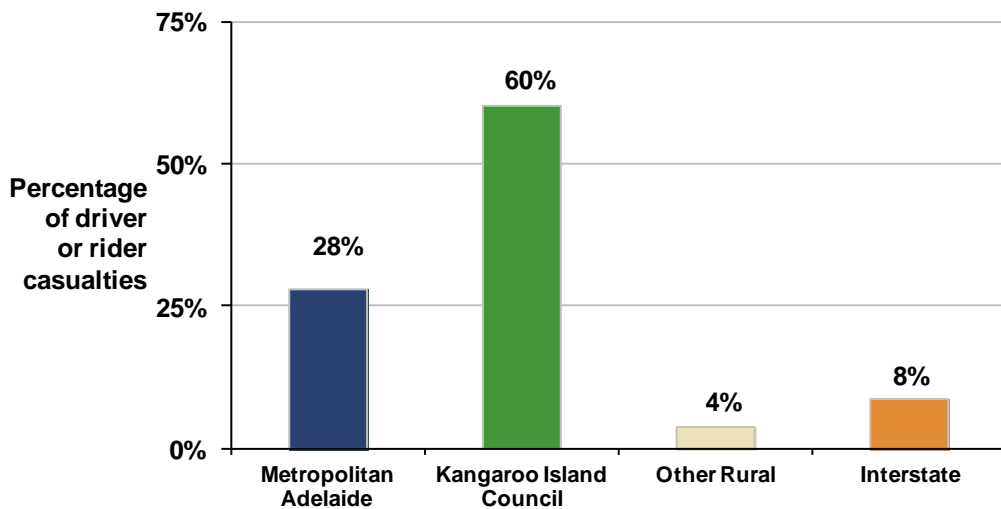
- There were a total of 149 casualties for the 5 year period 2010-2014.
- Casualty numbers were high in the younger age groups for females 20-29 years together, representing the highest numbers. (Note that for the 16-19, 20-24 and 25-29 years are 5 year age groups compared to the older ages which are grouped into 10 year age groups).

Table 2 – Casualties by age and type of casualty, 2010-2014

	0-15	16-19	20-24	25-29	30-39	40-49	50-59	60-69	70+	Unknown	Total
Driver	0	10	16	12	12	11	8	6	3	0	78
Passenger	5	8	12	7	9	3	6	4	2	5	61
Motor cyclist (including pillion)	0	1	1	0	1	0	3	2	0	0	8
Cyclist	0	0	0	0	1	0	0	0	0	0	1
Pedestrian	0	0	0	0	0	0	1	0	0	0	1
Total	5	19	29	19	23	14	18	12	5	5	149

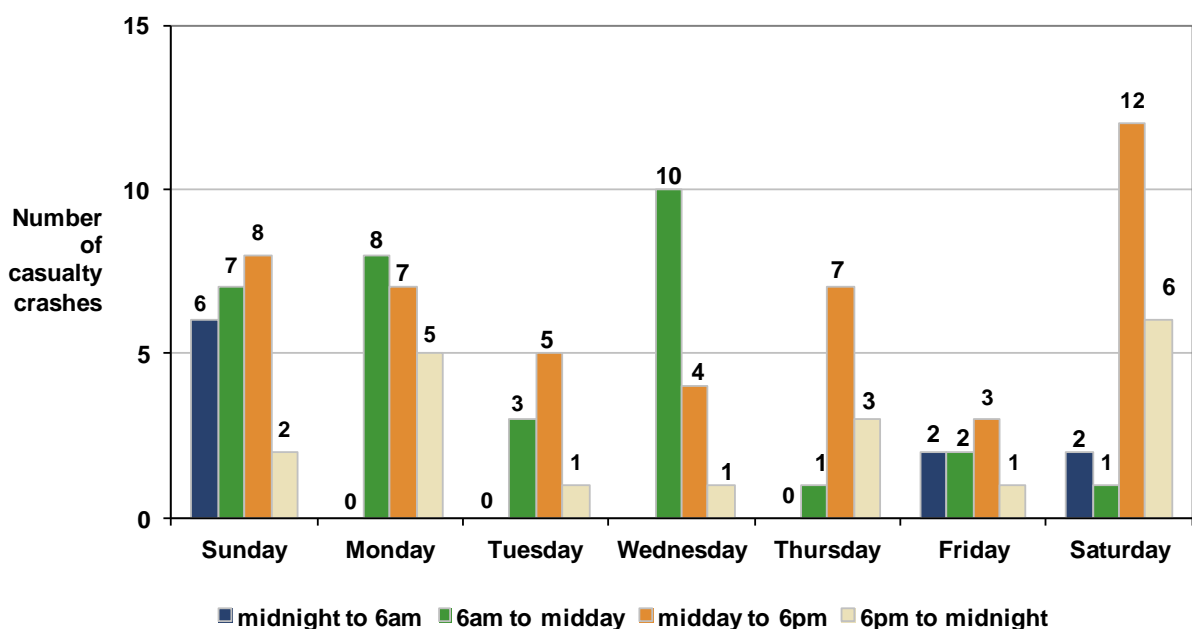
- Like most areas, drivers and passengers (vehicle occupants) make up the majority of road user casualties in the Kangaroo Island District Council area.
- Twelve of the vehicle occupant casualties were not wearing a seatbelt at the time of the crash.

Figure 3 – Residence of Driver and rider casualties, 2010-2014



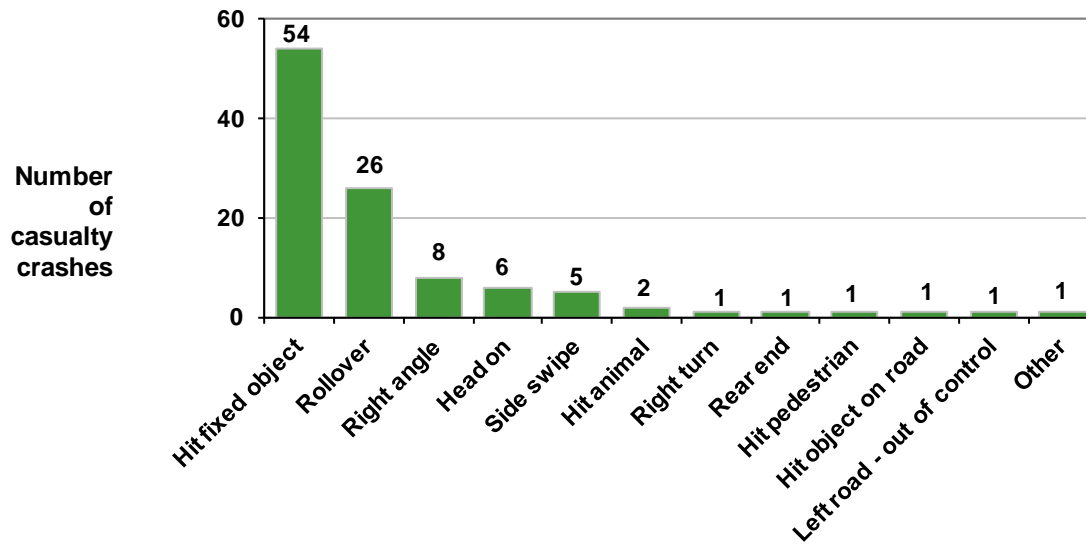
- 60% percent of driver and rider casualties that occur in the Kangaroo Island District Council area are residents of the area.
- 28% of all driver and rider casualties in the Kangaroo Island District Council area are residents in the Adelaide Metropolitan area.
- 12% are from other rural areas in South Australia or interstate.

Figure 4 – Casualty crashes by time of day/day of week, 2010-2014



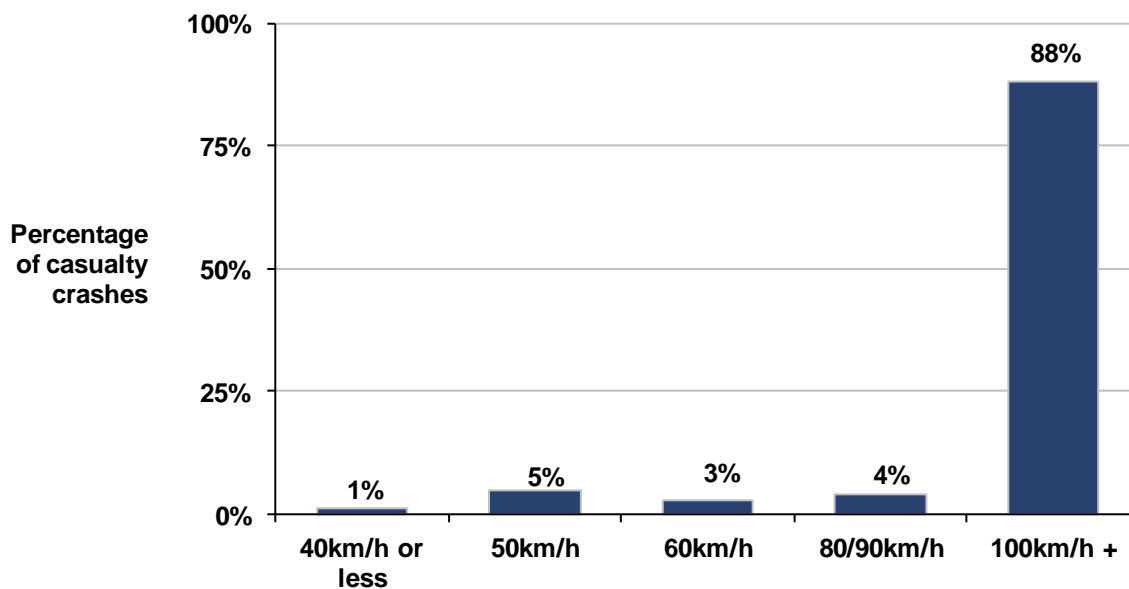
- While crashes can occur at any time, the most common time for a casualty crash to occur in the Kangaroo Island District Council area is midday to 6 pm on a Saturday.

Figure 5 – Casualty crashes by crash type, 2010-2014



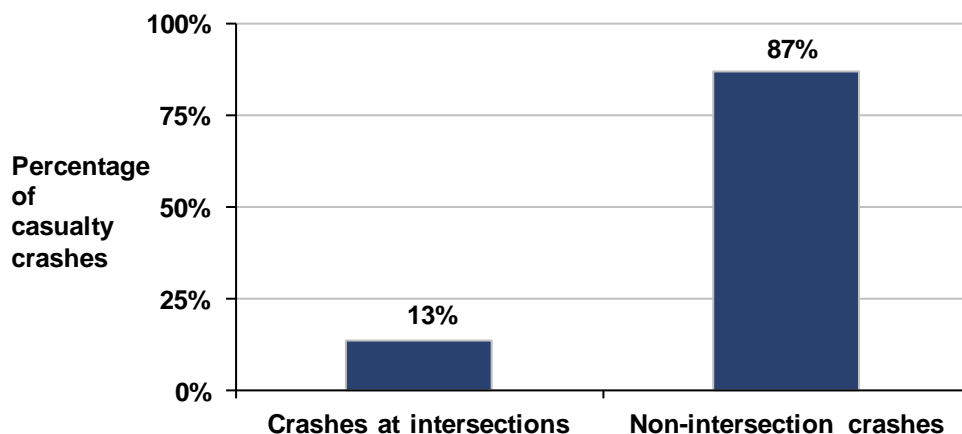
- The majority of casualty crashes are the result of a hit fixed object crash.

Figure 6 – Casualty crashes by speed limit of road, 2010-2014



- The majority of crashes in the Kangaroo Island District Council area occur on roads with 100km/h+ speed limit.

Figure 7 – Where the casualty crashes occurred, 2010-2014




- 13% of all casualty crashes in the Kangaroo Island District Council area occur at intersections, while the remaining 87% occur at 'midblock' sections where there are no intersecting roads.

Distribution of crashes

The following pie charts (Figure 8) show the distribution of fatal and serious crashes in regional serious casualty crashes.

Figure 8 – Distribution of fatal and serious injury road crashes by council and region, 2010-2014



The Kangaroo Island District Council area represents 20% of all fatal crashes and 16% of all serious injury crashes that occurred in the Fleurieu & Kangaroo Island region.

Table 3 – Serious casualty crashes percentage by Fleurieu & Kangaroo Island region LGA, South Australia, 2010-2014

LGA	Fatal Crashes	Serious crashes	Serious casualty crashes	% of Serious casualty crashes
Alexandrina (DC)	16	88	104	47%
Kangaroo Island (DC)	6	31	37	17%
Victor Harbor (DC)	6	29	35	16%
Yankalilla (DC)	2	43	45	20%
Total	30	191	221	100%

The highest percentage of serious casualty crashes in the Fleurieu & Kangaroo Island region occurred in the Alexandrina District Council with 47% of serious casualty crashes occurring there. The Alexandrina District Council also saw the highest frequency of fatal crashes (53%).

Definitions for crash and casualty types:

Casualty Crash - A crash where at least one fatality, serious injury or minor injury occurs.

Casualty – A fatality, serious injury or minor injury.

Fatal Crash - A crash for which there is at least one fatality.

Fatality - A person who dies within 30 days of a crash as a result of injuries sustained in that crash.

Serious Injury Crash - A non-fatal crash in which at least one person is seriously injured.

Serious Injury - A person who sustains injuries and is admitted to hospital as a result of a road crash and who does not die as a result of those injuries within 30 days of the crash.

Minor Injury Crash - A crash for at least one person sustains injury but no person is admitted to hospital or dies within 30 days of the crash.

Minor Injury – A person who sustains injuries requiring medical treatment, either by a doctor or in a hospital, as a result of a road crash and who does not die as a result of those injuries with 30 days of the crash.

Please note that the Kangaroo Island District Council includes the following areas:

American Beach, American River, Antechamber Bay, Brownlow, Cygnet River, Emu Bay, Flinders Chase, Harriet, Island Beach, Karatta, Kingscote, MacGillivray, Nepean Bay, Parndana, Penneshaw, Sapphire town, Stokes Bay, Vivonne Bay & Wisanger.

Enquiries

For further information about data in this report, contact:

Safer People, Department of Planning, Transport and Infrastructure

GPO Box 1533

Adelaide SA 5001

Email: DPTI.enquiriesadministrator@sa.gov.au

Internet : <http://www.dpti.sa.gov.au/towardszerotogether>